



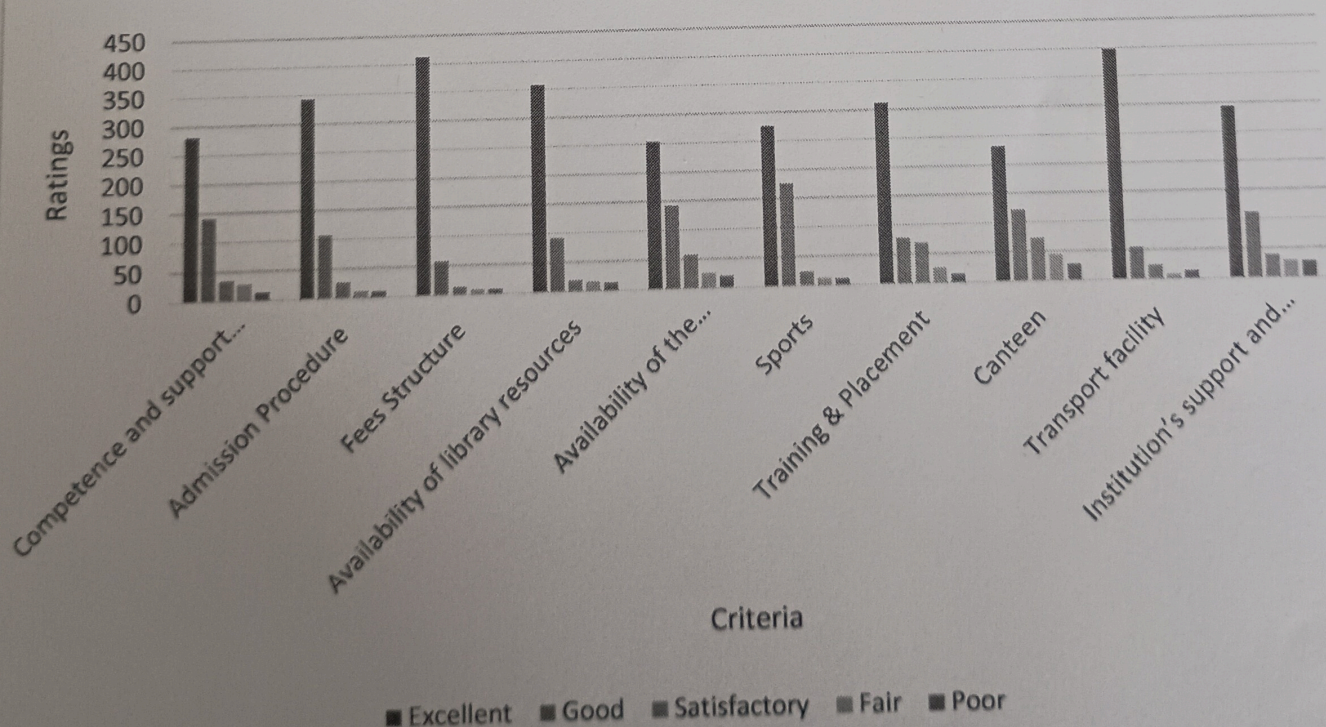
## ALUMNI FEEDBACK REPORT

Among all the Alumni we have taken a sample size of 100 for each academic year from 2018-2019 to 2022-2023. relating to the 10 factors by using a 5- Point Likert Scale ranging is shown as below:

### Alumni Feedback:


| S. No. | Criteria   | Excellent | Good | Satisfactory | Fair | Poor |
|--------|--|-----------|------|--------------|------|------|
| 1      | Competence and support offered by the teacher                              | 282       | 141  | 35           | 28   | 14   |
| 2      | Admission Procedure  | 344       | 108  | 27           | 11   | 10   |
| 3      | Fees Structure   | 412       | 58   | 13           | 9    | 8    |
| 4      | Availability of library resources  | 358       | 92   | 19           | 17   | 14   |
| 5      | Availability of the infrastructure & Laboratory                            | 254       | 143  | 58           | 25   | 20   |
| 6      | Sports   | 277       | 176  | 24           | 12   | 11   |
| 7      | Training & Placement   | 312       | 78   | 69           | 26   | 15   |
| 8      | Canteen  | 232       | 122  | 73           | 45   | 28   |
| 9      | Transport facility   | 398       | 55   | 24           | 9    | 14   |
| 10     | Institution's support and contribution for the development of the students | 294       | 111  | 39           | 30   | 28   |


### Alumni Feedback 2018-2023



## Conclusion

Alumni feedback is generally positive, highlighting the fee structure and transport facilities as exceptional. However, improvements are needed in sports, teacher competence and support, and canteen facilities.

  
CRITERIA 1 CONVENER

  
PRINCIPAL  
PRINCIPAL  
C.KANDASWAMI NAIDU COLLEGE  
CHENNAI - 600 102.